



# Reactor®

Air, Electric and Hydraulic Proportioners



PROVEN QUALITY. LEADING TECHNOLOGY.

# Engineered for Performance

Designed to apply foam, polyurea and other materials that require accurate temperatures and pressures

## Increase your productivity with Reactor's advanced features

- Easy-to-use, easy-to-learn system controls reduce training time and increase productivity
- Digital controls, system diagnostics and auto shutdown features prevent crossovers

### Maximize spray time

- Fewer parts and modular design minimize costs and time spent on maintenance
- Quick knock down fluid sections in the Reactor streamline maintenance and service
- Fusion® gun has fewer parts, is easy to clean and is proven the most dependable gun in the business



### Digital User Interface

Separate temperature and motor controls allow you to quickly set, maintain and monitor machine performance. Results in better quality of sprayed material.

### NEW Circulation Valves

Designed to reduce isocyanate crystallization while offering more controlled pressure balancing.

### NEW Hose Control

Reliable and accurate hose connection system. Flexible fluid temperature sensor allows you to monitor and control temperature closer to the gun.

### NEW Troubleshooting Y-Strainer


Analog temperature and pressure gauges are standard.

### Optional Data Recording

Record and compare actual temperatures and pressures of sprayed materials for critical applications.

### NEW Heat Platform

Circuit board is divided into easy-to-replace modules that simplify troubleshooting and maintenance, maximizing spray time.



# A Complete Line of Reactor Systems

Entry-level to high-output systems for ultimate coatings results



From entry-level models to high-output systems, there's a Reactor proportioning system that's ideal for your specific application. Designed with the user in mind, the advanced features in the Reactor system provide the ultimate coating solution.



## Applications

### Polyurethane Foam

- Wall insulation
- Tank and pipe coating
- Roof insulation
- In-plant OEM
- Rim and band joist

### Polyurea

- Concrete joint filling
- Potable water
- Truck bedliners
- Adhesives and caulks
- Marine and shipbuilding
- Wastewater treatment
- Secondary containment
- Waterproofing

# Air, Electric and Hydraulic Systems

No matter what the application, Graco has the solution

## Which system is right for you?

Graco Reactor proportioners are available with air, electric or hydraulic pumps. Each system has its own unique benefits:

### AIR-DRIVEN

- Entry-level proportioning system
- Low-output applications
- Easy to use
- Minimal system feedback for operator

### ELECTRIC

- The most popular proportioning system
- High value for great performance
- Mid- to high-output applications
- Provides operator with material data and system diagnostics for total control

### HYDRAULIC

- Top of the line system for high-production professionals
- Highest value for the greatest performance
- High-output applications
- Ideal for in-plant OEMs
- Provides superior, uninterrupted performance
- Provides operator with material data and system diagnostics for total control



REACTOR MODEL	E-10	A-20	E-20	E-30	H-25	H-40	E-XP1	E-XP2	H-XP2	H-XP3
<b>FOAM APPLICATIONS</b>										
Patching and prep work	•									
Window repair	•									
Wall insulation		•	•	•	•					
In-plant OEM		•	•	•	•					
Rim and band joist	•	•	•	•	•					
Roof insulation				•		•				
High volume residential insulation				•		•				
High volume in-plant OEM					•	•				
Tank and pipe insulation		•	•	•	•					
<b>COATINGS APPLICATIONS</b>										
Concrete joint filling and floor applications	•						•			
Small tank spraying	•						•			
Concrete							•	•	•	•
Potable water						•	•	•	•	•
Truck bedliners							•	•	•	•
Marine and shipbuilding							•	•	•	•
Wastewater treatment							•	•	•	•
Secondary containment							•	•	•	•
Waterproofing							•	•	•	•

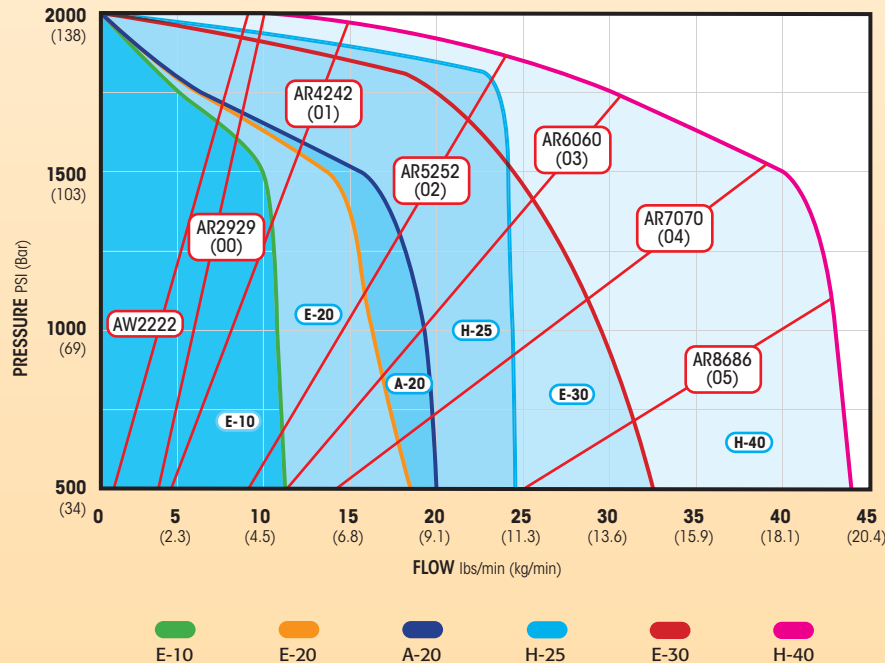
# A Complete High-Performance System

Performance, control and accuracy for the ultimate plural-component proportioning solution

## Performance charts

Use these charts to help identify the Reactor that will work most efficiently with each mix chamber. Flow rates are based on a material viscosity of 60 cps. See examples to the right of each chart.

### REACTOR FOR FOAM



#### HOW TO USE THIS CHART

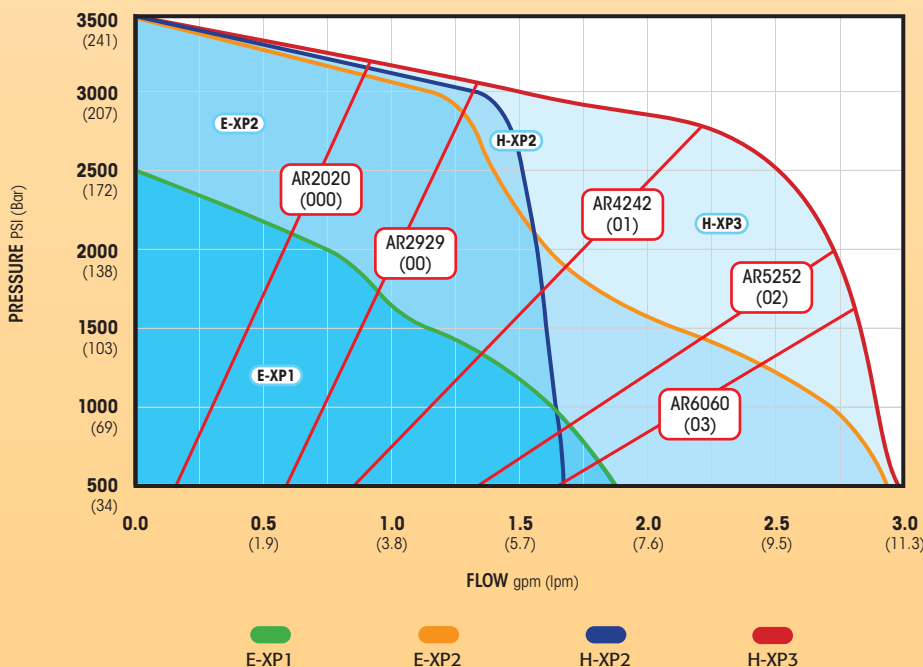
- Select spray pressure
- Select mix chamber
- Choose Reactor model

Note: Darker shading includes Reactor models shown in lighter shaded areas.

#### EXAMPLES

- A** Mix chamber: AR7070 (04)  
Pressure: 1100 psi  
Flow rate: 35 lbs/min\*  
Reactor E-30 and H-40
- B** Mix chamber: AR6060 (03)  
Pressure: 1250 psi  
Flow rate: 22 lbs/min\*  
Reactor H-25, E-30, H-40
- C** Mix chamber: AR5252 (02)  
Pressure: 1000 psi  
Flow rate: 12 lbs/min\*  
Reactor A-20, E-20, E-30, H-25, H-40

### REACTOR FOR COATINGS



#### HOW TO USE THIS CHART

- Select spray pressure
- Select mix chamber
- Choose Reactor model

Note: Darker shading includes Reactor models shown in lighter shaded areas.

#### EXAMPLES

- A** Mix chamber: AR4242 (01)  
Pressure: 2000 psi  
Flow rate: 1.6 gpm\*  
Reactor H-XP3
- B** Mix chamber: AR2929 (00)  
Pressure: 1500 psi  
Flow rate: 0.9 gpm\*  
Reactor E-XP1, E-XP2, H-XP2, H-XP3
- C** Mix chamber: AR2020 (000)  
Pressure: 2750 psi  
Flow rate: 0.8 gpm\*  
Reactor E-XP2, H-XP2, H-XP3

\* Output of flat tip will be slightly less than round equivalent.

# The Reactor Line

## Technical Specifications and Ordering Information



REACTOR FOR FOAM					
	Air-Driven (A-Series)	Electric (E-Series)		Hydraulic (H-Series)	
Model	REACTOR A-20	REACTOR E-20	REACTOR E-30	REACTOR H-25	REACTOR H-40
Max Working Pressure	2000 psi (138 bar, 13.8 MPa)	2000 psi (138 bar, 13.8 MPa)	2000 psi (138 bar, 13.8 MPa)	2000 psi (138 bar, 13.8 MPa)	2000 psi (138 bar, 13.8 MPa)
Min Working Pressure	Does not apply	Does not apply	Does not apply	850 psi (59 bar, 5.9 MPa)	600 psi (41 bar, 4.1 MPa)
Max Hose Length	210 ft (64 m)	210 ft (64 m)	310 ft (94 m)	310 ft (94 m)	410 ft (125 m)
Output	20 lb/min (9 kg/min)	20 lb/min (9 kg/min)	30 lb/min (13.5 kg/min)	25 lb/min (11.3 kg/min)	45 lb/min (20 kg/min)
Air Consumption @ 100 psi	26 scfm (12 l/sec)	Does not apply	Does not apply	Does not apply	Does not apply
Heater Wattage	6,000 watts	6,000 watts	10,200 watts 15,300 watts	8000 watts 15,300 watts	12,000 watts, 15,300 watts 20,400 watts
Weight	250 lbs (114 kg)	342 lbs (155 kg)	400 lbs (181 kg)	8 kW: 535 lbs (243 kg) 15 kW: 562 lbs (255 kg)	597 lbs (271 kg)
Ordering Information	<p>With 6.0 kW heater: 39A–230V, 1-ph 253834 (Package†) 253831 (Bare)</p> <p>22A–230V, 3-ph 253834 (Package†) 253831 (Bare)</p> <p>14A–400V 3-ph (4-wire) 253834 (Package†) 253831 (Bare)</p>	<p>With 6.0 kW heater: 48A–230V, 1-ph 259718 (Package†) 259025 (Bare)</p> <p>32A–230V, 3-ph 259720 (Package†) 259034 (Bare)</p> <p>24A–400V, 3-ph 259719 (Package†) 259030 (Bare)</p>	<p>With 10.2 kW heater: 78A–230V, 1-ph 259721 (Package†) 259026 (Bare)</p> <p>50A–230V, 3-ph 259723 (Package†) 259035 (Bare)</p> <p>34A–400V, 3-ph 259722 (Package†) 259031 (Bare)</p> <p>With 15.3 kW heater: 100A–230V, 1-ph 259733 (Package†) 259057 (Bare)</p> <p>62A–230V, 3-ph 259735 (Package†) 259058 (Bare)</p> <p>35A–400V, 3-ph 259734 (Package†) 259059 (Bare)</p>	<p>With 8.0 kW heater: 69A–230V, 1-ph 255010 (Package†) 255400 (Bare)</p> <p>46A–230V, 3-ph 255011 (Package†) 255401 (Bare)</p> <p>35A–400V, 3-ph 255012 (Package†) 255402 (Bare)</p> <p>With 15.3 kW heater: 100A–230V, 1-ph 255016 (Package†) 255406 (Bare)</p> <p>59A–230V, 3-ph 255017 (Package†) 255407 (Bare)</p> <p>35A–400V, 3-ph 255018 (Package†) 255408 (Bare)</p>	<p>With 12.0 kW heater: 100A–230V, 1-ph 255000 (Package†) 253400 (Bare)</p> <p>With 15.3 kW heater: 71A–230V, 3-ph 255001 (Package†) 253401 (Bare)</p> <p>41A–400V, 3-ph 255002 (Package†) 253402 (Bare)</p> <p>With 20.4 kW heater: 90A–230V, 3-ph 255007 (Package†) 253407 (Bare)</p> <p>52A–400V, 3-ph 255008 (Package†) 253408 (Bare)</p>
Operation manual	311511	312065	312065	312062	312062
Repair manual	311512	312066	312066	312063	312063

†Packages include 50 ft (15 m) heated hose, 10 ft (3 m) heated whip hose and Air-Purge Fusion Gun.



<b>REACTOR FOR COATINGS</b>				
	<b>Electric (E-Series)</b>		<b>Hydraulic (H-Series)</b>	
<b>Model</b>	<b>REACTOR E-XP1</b>	<b>REACTOR E-XP2</b>	<b>REACTOR H-XP2</b>	<b>REACTOR H-XP3</b>
<b>Max Working Pressure</b>	2500 psi (172 bar, 17.2 MPa)	3500 psi (240 bar, 24.0 MPa)	3500 psi (240 bar, 24.0 MPa)	3500 psi (240 bar, 24.0 MPa)
<b>Min Working Pressure</b>	Does not apply	Does not apply	1200 psi (83 bar, 8.3 MPa)	850 psi (59 bar, 5.9 MPa)
<b>Max Hose Length</b>	210 ft (64 m)	310 ft (94 m)	310 ft (94 m)	410 ft (125 m)
<b>Output</b>	1.0 gpm (3.8 lpm)	2.0 gpm (7.6 lpm)	1.5 gpm (5.7 lpm)	2.5 gpm (9.5 lpm)
<b>Air Consumption @ 100 psi</b>	Does not apply	Does not apply	Does not apply	Does not apply
<b>Heater Wattage</b>	10,200 watts	15,300 watts	15,300 watts	20,400 watts
<b>Weight</b>	342 lbs (155 kg)	438 lbs (199 kg)	562 lbs (255 kg)	597 lbs (271 kg)
<b>Ordering Information</b>	<p><u>With 10.2 kW heater:</u> 69A–230V, 1-ph 259706 (Package†) 259024 (Bare)</p> <p>43A–230V 3-ph 259708 (Package†) 259033 (Bare)</p> <p>24A–400V 3-ph 259707 (Package†) 259029 (Bare)</p>	<p><u>With 15.3 kW heater:</u> 100A–230V, 1-ph 259709 (Package†) 259028 (Bare)</p> <p>62A–230V, 3-ph 259711 (Package†) 259036 (Bare)</p> <p>35A–400V, 3-ph 259710 (Package†) 259032 (Bare)</p>	<p><u>With 15.3 kW heater:</u> 100A–230V, 1-ph 255013 (Package†) 255403 (Bare)</p> <p>62A–230V, 3-ph 255014 (Package†) 255404 (Bare)</p> <p>35A–400V, 3-ph 255015 (Package†) 255405 (Bare)</p>	<p><u>With 20.4 kW heater:</u> 90A–230V, 3-ph 255004 (Package†) 253404 (Bare)</p> <p>52A–400V, 3-ph 255005 (Package†) 253405 (Bare)</p>
<b>Operation manual</b>	312065	312065	312062	312062
<b>Repair manual</b>	312066	312066	312063	312063

†Package includes: 50 ft (15 m) heated hose, 10 ft (3 m) heated whip hose and Air-Purge Fusion Gun (246100 with 000 mix chamber included).

# Reactor System Components

How to select system components for your Reactor

## 1 Select a Reactor

Choose from 10 models with air, electric or hydraulic motors.

### KEY FEATURES:

- Quick knock down fluid sections
- Optional data reporting capabilities
- Foam models rated at 2000 psi (138 bar, 13.8 MPa)
- Polyurea models rated up to 3500 psi (240 bar, 24.0 MPa)

## 2 Select Heated Hoses

Choose from pressure ratings of 2000 psi or 3500 psi (138 to 240 bar, 13.8 to 24.0 MPa). Choose 3/8 in or 1/2 in IDS.

## 3 Select Heated Whip Hose

Choose from pressure ratings of 2000 psi or 3500 psi (138 to 240 bar, 13.8 to 24.0 MPa). Choose 1/4 in or 3/8 in IDS.

## 4 Select a Fusion Gun

Choose from air- or mechanical-purge with a round or flat pattern.

### AIR-PURGE GUN

- Easiest-to-use gun on the market
- Clean up in 10 seconds
- Longer life components

### MECHANICAL-PURGE GUN

- Best mix on the market
- Smoother finish for low output applications
- Long-lasting mix module

## Select Supply Processing Equipment

### 5 SUPPLY PUMP

Choose from diaphragm or piston pumps for standard materials in drum-mount or wall-mount. Select a 2:1 piston pump for materials with higher viscosities.

### 6 AGITATOR KITS

Choose a kit to agitate your resin for a consistent coating. Graco's patented Twistork® agitators are very low shear to minimize material frothing.





## T1 and T2 Transfer Pump Family

- The T2 design doubles the output – from 2.5 to 5.0 gpm – and helps get the job done faster
- The shorter T1 pump allows for lower 2:1 output and is ideal for spraying applications
- Quick-disconnect feature allows easier drum removal and faster change-outs
- Improved fluid intake easily handles higher viscosity materials – even in cold conditions
- Reliable and cost-effective



## Spray Guns

MODEL	FUSION® AP	GAP PRO™	FUSION MP	GX-7™	GX-7 DI	GX-8	D-GUN™
Maximum output	40 lb/min (18 kg/min)	40 lb/min (18 kg/min)	45 lb/min (20.4 kg/min)	40 lb/min (18 kg/min)	22 lb/min (10 kg/min)	1.5 lb/min (0.7 kg/min)	16 lb/min (7.2 kg/min)
Minimum output	2 lb/min (0.9 kg/min)	3 lb/min (1.4 kg/min)	2 lb/min (0.9 kg/min)	3.5 lb/min (1.6 kg/min)	4 lb/min (1.8 kg/min)	< 1 lb/min (0.45 kg/min)	2 lb/min (0.9 kg/min)
Maximum fluid working pressure	3500 psi (240 bar, 24.0 MPa)	3000 psi (207 bar, 20.7 MPa)	3500 psi (240 bar, 24.0 MPa)	3500 psi (240 bar, 24.0 MPa)	3500 psi (240 bar, 24.0 MPa)	3500 psi (240 bar, 24.0 MPa)	1000 psi (69 bar, 6.9 MPa)
Purge method	Air purge	Air purge	Mechanical purge	Mechanical purge	Mechanical purge	Mechanical purge	Mechanical purge
Applications	Residential foam insulation, roofing, concrete, waterproofing and other polyurethane foams and elastomeric coatings				High-output, fast-set polyurea, polyurethane and hybrid coatings	Low output, fast-set polyurea, polyurethane and hybrid coatings	Small to medium output foam applications

For a complete listing of compatible Graco spray guns, call 1-877-844-7226 or visit [www.graco.com](http://www.graco.com) to receive the Fusion brochure (part number 300615).

## Reactor E-10 – Compact and Portable

Get in and get smaller jobs done fast without sacrificing performance. Graco's portable E-10 sprayers are ideal for plural-component spray, joint-fill jobs and touch-ups. With smart controls that are easy to setup and simple to operate, the E-10 is a natural complement to any proportioning equipment line-up.

- Small size is ideal for on-site portability and hard-to-reach areas
- One-person operation saves time and money
- Use as an add-on to your existing spray business
- Versatile – switch from cold spray to hot spray to foam
- Saves 30% on material costs compared to disposable foam systems
- Cost-effective alternative to froth packs



## Applications

### Foam Insulation

- Rim joists
- Roof patching
- Prep work
- Window repair
- High-rise apartments

### Coatings

- Small industrial jobs
- Concrete joint filling and flooring applications
- Small tank spraying using cold spray polyurea
- Industrial maintenance

# Ordering Information

To get genuine Graco accessories, see your nearest Graco Distributor, or call Graco at 1-877-844-7226

## Reactor E-10



### Specifications:

Maximum working pressure	2000 psi (138 bar, 13.8 MPa)
Maximum hose length	105 ft (33 m)
Maximum output	12 lb/min (5.4 kg/min)
Heater power	120V models: 850 W each; 1700 W total 230V models: 1000 W each; 2000 W total
Tank capacity	7 gal (26.5 l) each (nominal)
Weight	Heated: 160 lb (72 kg) Unheated: 150 lb (68 kg)
Instruction manual	311075
Air consumption	
Unheated joint fill units	2 cfm @ 100 psi (70 bar, 7 MPa)
Unheated cold spray units	16 cfm @ 100 psi (70 bar, 7 MPa)
Heated units with Fusion gun	2.5 cfm @ 100 psi (70 bar, 7 MPa)

### Reactor E-10 Ordering Information

#### E-10 Systems

249800	120V, heated, 2 cord, 35 ft 5-hose bundle, AP gun
249802	230V, heated, 2 cord, 35 ft 5-hose bundle, AP gun
249804	230V, heated, 1 cord, 35 ft 5-hose bundle, AP gun
249806	120V, ambient, 35 ft 3-hose bundle, 2K Ultra-Lite® gun, complete kit
249808	230V, ambient, 35 ft 3-hose bundle, 2K Ultra-Lite gun, complete kit

#### E-10 Bare Proportioners

249570	120V heated, (2) 15A cords, 1,700 W
249571	230V heated, (2) 10A cords, 2,000 W
249572	230V heated, (1) 20A cord, 2,000 W
249576	120V unheated, (1) 15A cord
249577	230V unheated, (1) 10A cord



Whip hose

## Reactor Accessories



247827	Heater control module
247828	A, B, hose heater power module
247838	Modular heater control to retrofit electric/hydraulic units
255149	Circulation valve – ISO only
255150	Circulation valve – resin only
255148	Circulation valve kit – includes ISO & resin circulation valves, Fusion grease and grease gun

### Reactor Heater Packs

259076	15,300 watt, 230 volt single phase
259070	6,000 watt, 230 volt single phase
259073	10,200 watt, 230 volt single phase
259071	6,000 watt, 230 volt three phase
259072	6,000 watt, 400 volt three phase with neutral
259074	10,200 watt, 230 volt three phase
259075	10,200 watt, 400 volt three phase with neutral
259077	15,300 watt, 230 volt three phase
259078	15,300 watt, 400 volt three phase with neutral

### Manuals

309572	Operation manual, Hoses
309812	Operation manual, Reactor Heater Packs
309813	Repair manual, Reactor Heater Packs

## Heated Hoses



### Hoses, 2000 psi (138 bar)

246045	1/4 in x 50 ft (6.3 mm x 15 m)
246046	3/8 in x 50 ft (9.5 mm x 15 m)
246047	1/2 in x 50 ft (12.7 mm x 15 m)
246048	1/4 in x 25 ft (6.3 mm x 7.6 m)
246049	3/8 in x 25 ft (9.5 mm x 7.6 m)
246074	1/4 in x 50 ft (6.3 mm x 15 m), no thermocouple wire
246075	3/8 in x 50 ft (9.5 mm x 15 m), no thermocouple wire
246076	1/2 in x 50 ft (12.7 mm x 15 m), no thermocouple wire
246678	3/8 in x 50 ft (9.5 mm x 15 m), with scuffguard™
246050	1/4 in x 10 ft (6.3 mm x 3 m)
246051	3/8 in x 10 ft (9.5 mm x 3 m)

### Hoses, 3500 psi (240 bar)

246052	1/4 in x 50 ft (6.3 mm x 15 m)
246053	3/8 in x 50 ft (9.5 mm x 15 m)
246054	1/2 in x 50 ft (12.7 mm x 15 m)
246679	3/8 in x 50 ft (9.5 mm x 15 m), with scuffguard
246055	1/4 in x 10 ft (6.3 mm x 3 m), with scuffguard
246056	3/8 in x 10 ft (9.5 mm x 3 m), with scuffguard

For a complete listing of compatible Graco spray guns, call 1-877-844-7226 or visit [www.graco.com](http://www.graco.com) to receive the Fusion brochure (part number 300615).

## Heated Hoses

### Hose Accessories

246077	10 ft (3 m) braided polyester mesh scuffguard
246078	50 ft (15 m) braided polyester mesh scuffguard
246456	50 ft (15 m) polyethylene scuffguard
246805	25 ft (7.6 m) braided polyester mesh scuffguard
248921	Heated hose controller, 2700 watt, allows Reactor heated hose extended past 300 ft (91 m) requires 200-230 volts at 15 amps
15B296	50 ft (15 m) FTS cable
261821	Heated hose jumper (required when not using heated whip)
15C626	25 ft (7.6 m) Fluid Temperature Sensor (FTS) cable
261669	Fluid temperature sensor
15F028	Band heater, 1000 watt, for 55 gal drum, 230 volt
261821	Power-lock™ splice kit
15M312	Power-lock splice kit (20-pk) (enough for 10 hoses)

## Supply Pumps and Agitators

### Complete Supply Pump Systems

Includes the following: All air and fluid fittings, hoses for 2 pumps.

246655	Complete Triton® 308 (246677) supply pump system
246369	Complete Husky™ 515 (246481) supply pump system
246375	Complete Husky 716 (246482) supply pump system
246376	Complete Husky 1040 (246676) supply pump system
247955	Complete T1 (247956) supply pump system
246081	Complete T2 (246898) supply pump system

### Supply Pumps with Drum Riser Tube

246654	Triton 308 diaphragm pump, aluminum, 3/8 in fluid outlet, 115 psi max air inlet, 2.0 gpm @ 60 cpm, 1.7 cfm per gpm
246366	Husky 515 diaphragm pump, acetal bolted design, 100 psi max air inlet, 7.5 gpm @ 60 cpm, 3 cfm per gpm
246367	Husky 716 diaphragm pump, aluminum clamped design, 100 psi max air inlet, 7.5 gpm @ 60 cpm, 3 cfm per gpm
246368	Husky 1040 diaphragm pump for trailer mounts - aluminum, bolted, wall mount, 120 psi max air inlet, 7.5 gpm @ 60 cpm, 1 cfm per gpm
256200	T1 2:1 ratio piston pump for higher viscosity materials - 405 psi max fluid psi, 2.5 gpm @ 100 cpm
295616	T2 2:1 ratio piston pump for higher viscosity materials - 405 psi max fluid psi, 5.0 gpm @ 100 cpm
248825	5:1 Monark® drum pump, for high viscosity materials, 900 psi max fluid psi, 10 ft (3 m) hose, 3/4 npt (m), air regulator, manual 310863

## Supply Pumps and Agitators

### Double Supply Pumps with Fluid Plumbing

246677	Triton 308 (246654), 10 ft x 3/4 in (3 m x 19 mm) supply hose
246481	Husky 515 (246366), 10 ft x 3/4 in (3 m x 19 mm) supply hose
246482	Husky 716 (246367), 10 ft x 3/4 in (3 m x 19 mm) supply hose
246676	Husky 1040 (246368), 10 ft x 3/4 in (3 m x 19 mm) supply hose, 6 ft x 3/4 in (1.8 m x 19 mm) suction hose
247956	T1 2:1 ratio piston pump (256200), 10 ft x 3/4 in (3 m x 19 mm) supply hose
246898	T2 2:1 ratio piston pump (295616), 10 ft x 3/4 in (3 m x 19 mm) supply hose

### Supply Pump Accessories

246419	55 gal (208 l) feed pump tube with inlet ball check
246477	3/4 in (19 mm) bung return tube with air dryer port
246483	Air distribution kit, 120 psi (8.4 bar, 0.84 MPa) for two feed pumps and a Fusion gun
247616	Desiccant dryer kit
246978	Reactor manifold circulation kit with return tubes, return fluid lines and dryers
15C381	Desiccant replacement

### Manuals

309815	Supply pump
309827	Air supply kit
309852	Circulation and return tube

### Agitator

224854	Twistork® CS, air-operated, 1-1/2 HP, 37.3 in (0.9 m) length
235534	Twistork SST, air-operated, 1-1/2 HP, 37.3 in (0.9 m) length
236629	Twistork SST, air-operated with built-in return tube, 3/4 HP, 47.5 in (1.2 m) in length
248824	Twistork CS, air-operated (224854), 1-1/2 HP, 37.3 in (0.9 m) with air connection, hose



Power-lock splice kit



Desiccant dryer kit



## ABOUT GRACO

### PROVEN QUALITY. LEADING TECHNOLOGY.

Founded in 1926, Graco is a world leader in fluid handling systems and components. Graco products move, measure, control, dispense and apply a wide range of fluids and viscous materials used in vehicle lubrication, commercial and industrial settings.

The company's success is based on its unwavering commitment to technical excellence, world-class manufacturing and unparalleled customer service. Working closely with qualified distributors, Graco offers systems, products and technology that set the quality standard in a wide range of fluid handling solutions. Graco provides equipment for spray finishing, protective coating, paint circulation, lubrication, and dispensing sealants and adhesives, along with power application equipment for the contractor industry. Graco's ongoing investment in fluid management and control will continue to provide innovative solutions to a diverse global market.

## GRACO LOCATIONS

### MAILING ADDRESS

P.O. Box 1441  
Minneapolis, MN 55440-1441  
Tel: 612.623.6000  
Fax: 612.623.6777

### AMERICAS

#### MINNESOTA

Worldwide Headquarters  
Graco Inc.  
88 -11th Avenue N.E.  
Minneapolis, MN 55413

### EUROPE

#### BELGIUM

European Headquarters  
Graco N.V.  
Industrieterrein-Oude Bunders  
Slakweidestraat 31  
3630 Maasmechelen,  
Belgium  
Tel: 32.89.770.700  
Fax: 32.89.770.777

### ASIA PACIFIC

#### AUSTRALIA

Graco Australia Pty Ltd  
P.O. Box 558  
Level 2 / 541 Blackburn Rd.  
Mount Waverley VIC 3149  
Australia  
Tel: 61.3.9550.0848  
Fax: 61.3.9550.0816

#### CHINA

Graco Hong Kong Ltd.  
Shanghai Representative Office  
Room 118 1st Floor  
No.2 Xin Yuan Building  
No.509 Cao Bao Road  
Shanghai, P.R. China 200233  
Tel: 86.21.649.50088  
Fax: 86.21.649.50077

#### INDIA

Graco Hong Kong Ltd.  
India Liaison Office  
Room 103, Level 4, Augusta Point  
Golf Course Road  
Gurgaon, Haryana, India 122001  
Tel: +91.124.435.4208  
Fax: +91.124.435.4001

#### JAPAN

Graco K.K.  
1-27-12 Hayabuchi  
Tsuzuki-ku  
Yokohama City, Japan 2240025  
Tel: 81.45.593.7300  
Fax: 81.45.593.7301

#### KOREA

Graco Korea Inc.  
Choheung Bank Building  
4th Floor #1599  
Gwanyang-Dong, Dongan-Ku,  
Anyang-Si, Gyunggi-Do,  
Korea 431-060  
Tel: 82(Korea).31.476.9400  
Fax: 82(Korea).31.476.9801

## SALES/DISTRIBUTION/SERVICE

Call today for product information or to request a demonstration.

**1.877.84GRACO (1-877-844-7226)** or visit us at [www.graco.com](http://www.graco.com).

Graco Inc. is registered to I.S. EN ISO 9001

North America  
Industrial Customer Service  
800-328-0211  
FAX 877-340-6427